



Northeastern University
D'Amore-McKim School of Business

2024 NORTHEASTERN UNIVERSITY
D'AMORE-MCKIM SCHOOL OF BUSINESS

Undergraduate Employment Report

All data based on grad periods Aug. '23 - May '24

Photo by Matthew Modoono/Northeastern University

SALARY & EMPLOYMENT BY INDUSTRY

35%

of graduates work in
Finance, Banking, and
Insurance

20%

of graduates work in
Professional Services

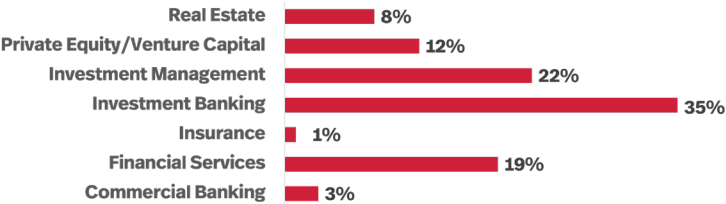
11%

of graduates work in
Technology (includes
Financial Technology)

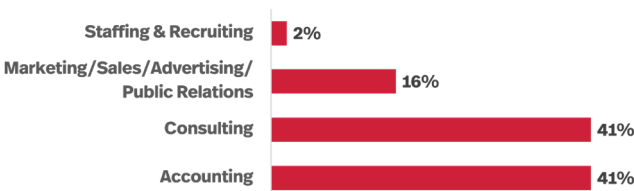
Industry	Percent	Base Salary Mean	Base Salary (min)	Base Salary (max)	Salary Median
Finance, Banking & Insurance*	35%	\$90,326	\$50,000	\$250,000	\$90,000
Professional Services*	20%	\$78,931	\$47,000	\$110,000	\$78,000
Technology	11%	\$78,719	\$54,500	\$130,000	\$80,000
Consumer Services/Products	4%	\$79,182	\$55,000	\$150,000	\$70,000
Food/Beverage/Hospitality	4%	\$67,857	\$55,000	\$75,000	\$73,000
Ecommerce	3%	\$74,600	\$64,000	\$82,500	\$80,000
Healthcare	3%	\$72,000	\$70,000	\$75,000	\$71,500
Media/Entertainment/Publishing	3%	\$69,125	\$55,000	\$85,000	\$70,000
Retail	3%	\$72,000	\$50,000	\$78,000	\$78,000
Biotech/Pharmaceuticals	2%	\$70,000	\$70,000	\$70,000	\$70,000
Education	2%	\$80,750	\$66,000	\$120,000	\$68,500
Industrial Products & Services	2%	\$87,500	\$65,000	\$150,000	\$67,500
Non-profit	2%	\$60,400	\$53,000	\$75,000	\$55,000
Renewables, Environment & Energy	2%	\$75,714	\$64,000	\$105,000	\$74,000
Other	6%	\$73,149	\$55,383	\$110,000	\$70,000

Due to rounding, total may not equal 100%


*FINANCE, BANKING & INSURANCE BREAKDOWN



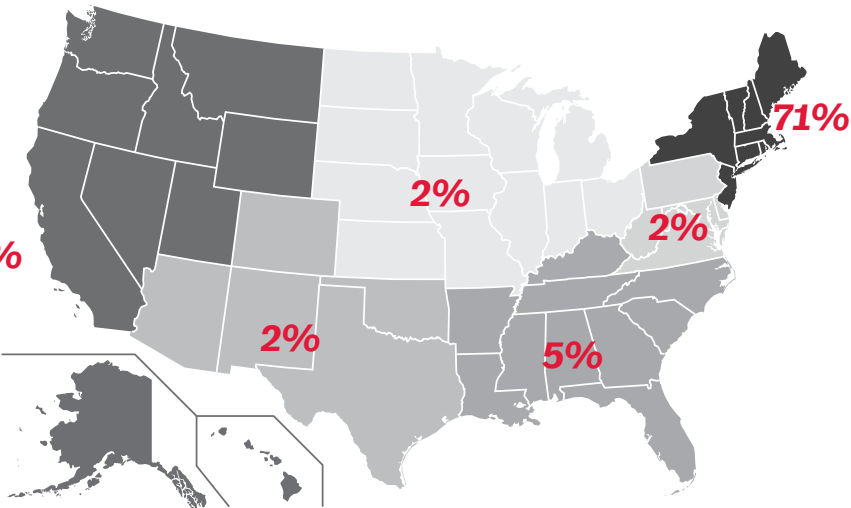
*PROFESSIONAL SERVICES BREAKDOWN



EMPLOYMENT & MEDIAN
SALARY BY REGION



*International: 10% of reported
placements, salaries N/A



TOP HIRING CITIES

1. Boston
2. New York City
3. San Francisco
4. Miami
5. Los Angeles

TOP INTERNATIONAL HIRING COUNTRIES

1. India
2. Spain
3. Brazil
4. United Kingdom
5. Saudi Arabia

Top Organizations that hired D'Amore-McKim Graduates Full-Time

- 300 Entertainment
- Acadian Asset Management
- Accenture
- Advent International
- Aligned Climate Capital
- AlixPartners
- Alnylam Pharmaceuticals
- AlphaSights
- Amazon
- **American Express**
- Analysis Group
- Andersen
- Ankura Consulting Group
- Arbor Realty Trust
- Ares Management Corporation
- Arrowstreet Capital
- athenahealth
- Audax Group
- Bain & Company
- **Bain Capital**
- **Bank of America**
- Bank of America Merrill Lynch
- BBVA
- **BCG**
- Beats by Dre
- Berkeley Research Group
- Berkshire Partners
- Bevi
- **BlackRock**
- Bloomberg
- BNY Mellon
- Boston Children's Hospital
- Boston Globe Media
- Boston Red Sox
- Bowen
- Bowman Consulting
- Bradesco Bank
- Briarcliff Capital Partners
- Bridgewater Associates
- Brown Advisory
- **Brown Brothers Harriman**
- Cambridge Associates
- Capital One
- Charles River Development
- Citibank
- Citizens
- Clarks
- Columbia Threadneedle Investments
- Condé Nast
- Coverys
- Crate and Barrel
- Crédit Agricole CIB
- Cushman & Wakefield
- CVS Health
- Dana-Farber Cancer Institute
- Dell Technologies
- **Deloitte**
- dentsu
- Deutsche Bank
- DraftKings
- Dunkin'
- EF Education First
- Epic Systems
- Estée Lauder Company
- **EY**
- Federated Hermes
- **Fidelity Investments**
- Financial Technology Partners
- Fisher Investments
- Floyd Advisory
- FMI Consulting
- Four Seasons Hotels and Resorts
- Franklin Templeton
- FTI Consulting
- GE Vernova
- Global Overview
- GMO
- **Goldman Sachs**
- Goodwin
- Google
- Goya Foods
- Grant Thornton
- HarbourVest Partners
- HBO
- Hercules Capital
- Holland & Knight
- Houlihan Lokey
- HubSpot
- HUGO BOSS
- **IBM**
- ING
- Invesco US
- IPSY
- IQVIA
- iRobot
- **Jefferies**
- John Hancock
- Johnson & Johnson
- **JPMorgan Chase & Co.**
- Kantar
- KeyBanc Capital Markets
- Konrad Group
- **KPMG**
- L.E.K. Consulting
- L'Oreal
- Lazard Asset Management
- L'Épicerie Agency
- Liberty Mutual
- Light House Capital
- Lucid Software
- Macquarie Group
- Marsh McLennan
- Mastercard
- McKinsey & Company
- Meketa Investment Group
- Merrill Lynch
- **MFS Investment Management**
- Microsoft
- MIT Lincoln Laboratory
- Mizuho
- Moelis & Company
- monday.com
- Moody's
- **Morgan Stanley**
- National Grid
- Natixis Investment Managers
- Neuberger Berman
- Nixon Peabody LLP
- Nomura
- Nordstrom
- Northwestern Mutual
- NYSE
- Oracle
- Pacific BioLabs, Inc.
- Partners Capital
- PEAK Technology Partners
- Pfizer
- **Piper Sandler**
- Provident Healthcare Partners
- PUMA
- Putnam Associates
- **PwC**
- Qlik
- Ramp
- Raymond James
- Rialto Capital Management
- RisePoint
- Robert Half
- Rockstar Games
- Roland Berger
- Ropes & Gray LLP
- Royal Caribbean Group
- RSM
- Rue Gilt Groupe
- RWE Clean Energy
- S2N Health
- SAP
- Saphyre
- Saucony
- Schneider Electric
- **Scotiabank**
- SCS Financial
- Sephora
- **ServiceNow**
- SharkNinja
- Shiseido and Cle de Peau Beaute
- Smartleaf
- Societe Generale
- Sony Music Entertainment
- Sotheby's
- Spaulding Rehabilitation Hospital
- Spinnaker Capital LLC
- Standish Management
- **State Street**
- Stax
- StoneTurn
- Sunwealth
- TA Associates
- TD Bank Group
- The Walt Disney Company
- **TJX**
- Toast
- True Green Capital Management LLC
- TRUELight Energy
- Truist
- Tufts Medical Center
- UBS
- Verizon
- Vertex Pharmaceuticals
- Visa
- **Wayfair**
- **Wellington Management**
- **Wells Fargo**
- Westwood Global Investments LLC
- WHOOP
- William Blair
- Windrose Advisors
- Wolf & Company, P.C.
- Wolfe Research
- Wood Mackenzie

* Hired 4 or more graduates

Accounting Concentration: Class of 2024 Full-Time Employment Outcomes

ACCOUNTING CONCENTRATION EMPLOYMENT SUMMARY

# of Concentrators*	# of Reported Employment Information	Average Salary	Median Salary	Average Bonus	Median Bonus
114	81	\$80,269	\$77,000	\$6,500	\$5,000

* Includes 1st, 2nd, and 3rd concentrators

SALARY & EMPLOYMENT BY INDUSTRY

Industry	Percent	Average Salary	Median Salary
Accounting	57%	\$78,319	\$77,000
Investment Management	11%	\$82,125	\$76,000
Investment Banking	9%	\$86,286	\$80,000
Private Equity/Venture Capital	4%	\$81,667	\$80,000
Financial Services	4%	\$101,667	\$75,000
Real Estate	4%	\$80,000	\$80,000
Law	1%	\$80,000	\$80,000
Retail	1%	\$78,000	\$78,000
Renewables, Environment & Energy	1%	\$77,000	\$77,000
Staffing & Recruiting	1%	\$47,000	\$47,000
Industrial Products & Services	1%	\$65,000	\$65,000
Consulting	1%	\$70,000	\$70,000
Consumer Products/Services	1%	\$90,000	\$90,000
Other	4%	**	**
Total	100%	\$80,269	\$77,000

** Salary data not reported

Due to rounding, total may not equal 100%

SALARY & EMPLOYMENT BY FUNCTION

Function	Percent	Average Salary	Median Salary
Audit/Assurance	30%	\$78,458	\$77,000
Tax	17%	\$78,222	\$77,000
Corporate Accounting	11%	\$75,000	\$70,000
Investment Banking	9%	\$97,714	\$95,000
Corporate Finance	9%	\$71,714	\$77,000
Investment Management	7%	\$79,250	\$76,000
Advisory	4%	\$77,500	\$78,000
Private Equity/Venture Capital	4%	\$81,667	\$80,000
Sales & Trading	2%	\$90,000	\$90,000
Analytics	1%	\$70,000	\$70,000
Equity Research	1%	\$100,000	\$100,000
Other	5%	\$75,000	\$75,000
Total	100%	\$80,269	\$77,000

ACCOUNTING EMPLOYERS INCLUDE:

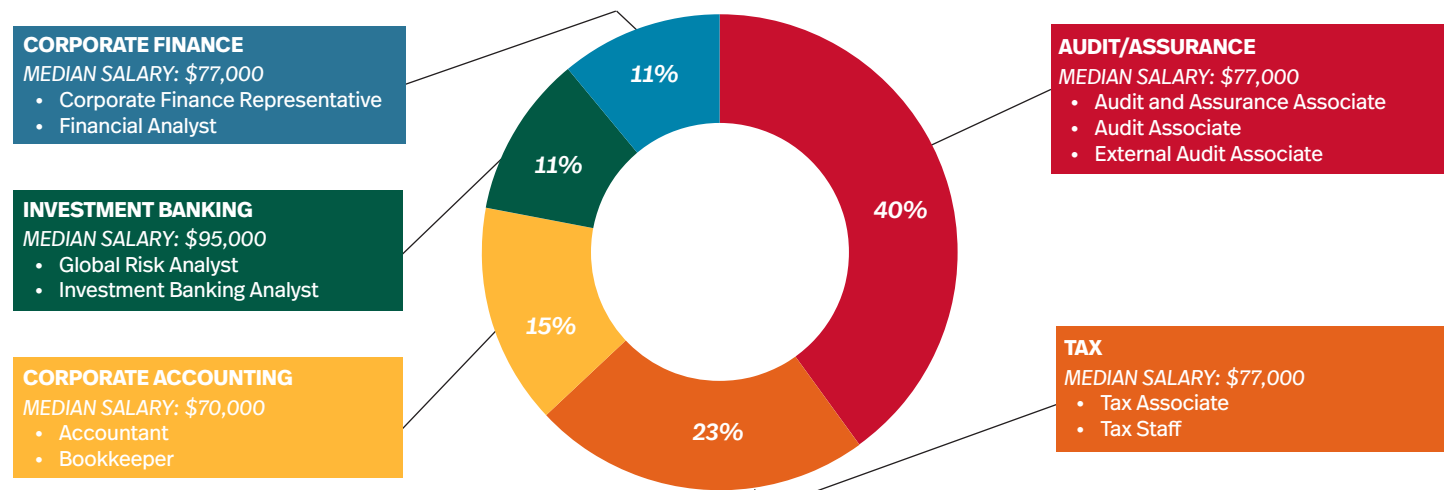
Anderson
Bain Capital
Bank of America
Bowen
Deloitte

EY
Fidelity Investments
Floyd Advisory
GE Vernova
Grant Thornton

Hercules Capital
Houlihan Lokey
KPMG
Liberty Mutual
MFS Investment Management

PwC
Scotiabank
TJX
Wellington Management
Wolf & Company, P.C.

TOP JOB TITLES & SALARIES



Entrepreneurship Concentration: Class of 2024 Full-Time Employment Outcomes

ENTREPRENEURSHIP CONCENTRATION EMPLOYMENT SUMMARY

# of Concentrators*	# of Reported Employment Information	Average Salary	Median Salary	Average Bonus	Median Bonus
189**	122	\$88,535	\$80,000	\$8,726	\$6,000

* Includes 1st, 2nd, and 3rd concentrators

** Includes Entrepreneurship, Corporate Innovation & Venture, Corporate Innovation, Family Business, Social Innovation & Entrepreneurship and Entrepreneurial Startups

SALARY & EMPLOYMENT BY INDUSTRY

Industry	Percent	Average Salary	Median Salary
Technology	13%	\$79,199	\$77,500
Consulting	8%	\$85,000	\$85,000
Investment Banking	7%	\$98,333	\$110,000
Private Equity/Venture Capital	7%	\$112,083	\$85,000
Consumer Products/Services	6%	\$100,000	\$80,000
Food/Beverage/Hospitality/Events	6%	\$75,000*	\$73,000*
Healthcare	5%	\$73,000	\$73,000
Media/Entertainment/Publishing	4%	\$85,000*	\$70,000*
Financial Services	4%	\$95,000	\$95,000
Real Estate	4%	\$75,000	\$75,000
Non-profit	3%	\$53,000	\$53,000
Investment Management	3%	\$74,250	\$74,250
Financial Technology	3%	\$85,000*	\$77,000*
Accounting	3%	\$84,000	\$85,000
Other	23%	\$82,286	\$75,000
Total	100%	\$88,535	\$80,000

* Industry average and median shared for all DMSB, as no salary data was reported within the concentration

Due to rounding, total may not equal 100%

SALARY & EMPLOYMENT BY FUNCTION

Function	Percent	Average Salary	Median Salary
Business Development/Sales	13%	\$70,000	\$70,000
Project Management	9%	\$109,331	\$110,000
Operations	9%	\$53,000	\$53,000
Corporate Finance	8%	\$77,000	\$76,500
Consulting	8%	\$80,000	\$80,000
Investment Banking	7%	\$106,667	\$110,000
Marketing/Communications	7%	\$128,000	\$128,000
Private Equity/Venture Capital	7%	\$112,083	\$85,000
Analytics	7%	\$76,000	\$80,000
Investment Management	6%	\$69,500	\$68,500
Digital Marketing	3%	\$62,500	\$62,500
Advisory	3%	\$84,000	\$85,000
Product/Brand Marketing	3%	\$77,667*	\$78,000*
Other	10%	\$86,000	\$73,000
Total	100%	\$88,535	\$80,000

* Function average and median shared for all DMSB, as no salary data was reported within the concentration

ENTREPRENEURSHIP EMPLOYERS INCLUDE:

Bain Capital
Bevi
Citibank
Coverys
Dell Technologies

Deloitte
Federated Hermes
Goldman Sachs
HubSpot
IQVIA

Konrad Group
L'Oreal
Mastercard
McKinsey & Company
Mizuho

Saucony
ServiceNow
State Street
Stax
Wayfair

TOP JOB TITLES & SALARIES

INVESTMENT BANKING
MEDIAN SALARY: \$110,000

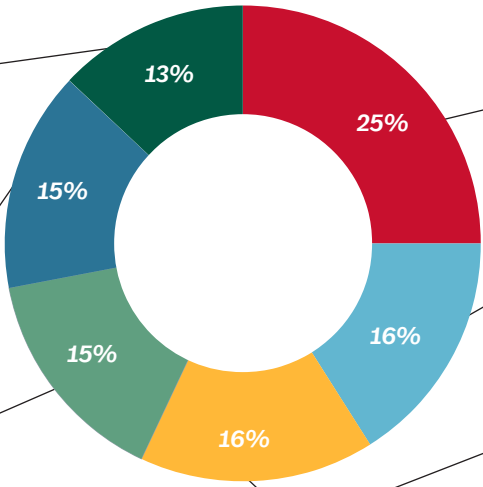
- Investment Banking Analyst
- Personal Banking Analyst
- Technology Investment Banking Analyst

CONSULTING
MEDIAN SALARY: \$80,000

- Associate Consultant
- Consulting Analyst
- Strategy Consulting Associate

CORPORATE FINANCE
MEDIAN SALARY: \$76,500

- Financial Analyst
- FP&A Analyst



BUSINESS DEVELOPMENT/SALES
MEDIAN SALARY: \$70,000

- Business Development Representative
- Marketing Associate, Growth
- Sales Development Representative

PROJECT MANAGEMENT
MEDIAN SALARY: \$110,000

- Program Manager
- Special Projects Manager

OPERATIONS
MEDIAN SALARY: \$53,000

- Administrative Specialist
- Executive Assistant
- Operations Associate

Finance Concentration: Class of 2024 Full-Time Employment Outcomes

FINANCE CONCENTRATION EMPLOYMENT SUMMARY

# of Concentrators*	# of Reported Employment Information	Average Salary	Median Salary	Average Bonus	Median Bonus
579**	395	\$87,437	\$85,000	\$9,486	\$10,000

* Includes 1st, 2nd, and 3rd concentrators
** Includes 15 Fintech Graduates

FINANCE EMPLOYERS INCLUDE:

Bank of America	Fidelity Investments	Jefferies	Raymond James
BCG	Goldman Sachs	JPMorgan Chase & Co.	Scotiabank
Berkeley Research Group	HarbourVest Partners	Morgan Stanley	TJX
Black Rock	Hercules Capital	Partners Capital	UBS
Bowen	Houlihan Lokey	Piper Sandler	Wolfe Research

SALARY & EMPLOYMENT BY INDUSTRY

Industry	Percent	Average Salary	Median Salary
Investment Banking	22%	\$99,324	\$100,000
Investment Management	14%	\$82,100	\$80,000
Financial Services	11%	\$85,774	\$76,000
Consulting	8%	\$85,556	\$85,000
Technology*	8%	\$78,222	\$80,000
Private Equity/Venture Capital	7%	\$89,412	\$80,000
Accounting	6%	\$80,559	\$80,000
Real Estate	4%	\$85,333	\$80,000
Other	21%	\$74,452	\$75,000
Total	100%	\$87,437	\$85,000

*Includes Financial Technology (3%)
Due to rounding, total may not equal 100%



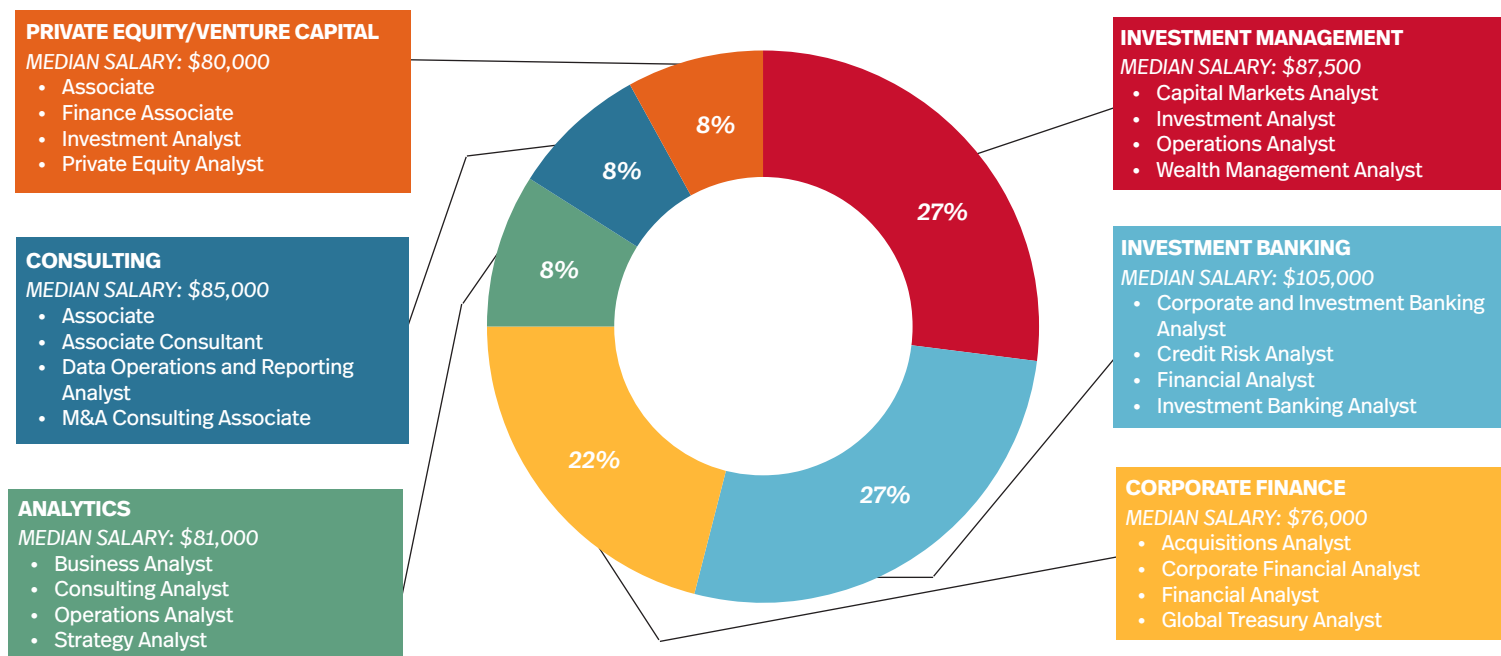
Accounting young alumni provide overview of the accounting profession



Finance young alumni career conversation series

Finance Concentration: Class of 2024 Full-Time Employment Outcomes

TOP JOB TITLES & SALARIES



SALARY & EMPLOYMENT BY FUNCTION

Function	Percent	Average Salary	Median Salary
Investment Management	20%	\$85,750	\$87,500
Investment Banking	20%	\$100,031	\$105,000
Corporate Finance	16%	\$75,875	\$76,000
Analytics	7%	\$80,833	\$81,000
Consulting	6%	\$87,182	\$85,000
Private Equity/Venture Capital	6%	\$89,219	\$80,000
Business Development/Sales	4%	\$72,500	\$72,500
Corporate Accounting	3%	\$72,500	\$72,500
Sales & Trading	2%	\$93,125	\$100,000
Audit/Assurance	2%	\$76,709	\$78,000
Project Management	2%	\$85,000	\$75,000
Advisory	2%	\$83,750	\$85,000
Equity Research	1%	\$102,600	\$100,000
Other	9%	\$70,264	\$73,400
Total	100%	\$87,437	\$85,000

Management Concentration: Class of 2024

Full-Time Employment Outcomes

MANAGEMENT CONCENTRATION EMPLOYMENT SUMMARY

# of Concentrators*	# of Reported Employment Information	Average Salary	Median Salary	Average Bonus	Median Bonus
91*	62	\$77,616	\$74,000	\$10,958	\$8,000

* Includes 1st, 2nd, and 3rd concentrators

SALARY & EMPLOYMENT BY INDUSTRY

Industry	Percent	Average Salary	Median Salary
Investment Banking	8%	\$96,250	\$100,000
Industrial Products & Services	8%	\$87,500*	\$67,500*
Consulting	8%	\$99,500	\$99,500
Financial Services	8%	\$68,000	\$68,000
Renewables, Environment & Energy	6%	\$83,000	\$74,000
Consumer Products/Services	6%	\$70,000	\$70,000
Ecommerce	6%	\$64,500	\$64,500
Technology	5%	\$67,500	\$67,500
Accounting	3%	\$85,000	\$85,000
Government/Defense	3%	\$63,400	\$63,400
Non-profit	3%	\$65,000	\$65,000
Investment Management	3%	\$90,000	\$90,000
Media/Entertainment/Publishing	3%	\$60,000	\$60,000
Other	27%	\$68,000	\$75,000
Total	100%	\$77,616	\$74,000

* Industry average and median shared for all DMSB, as no salary data was reported within the concentration
Due to rounding, total may not equal 100%

SALARY & EMPLOYMENT BY FUNCTION

Function	Percent	Average Salary	Median Salary
Project Management	11%	\$70,800	\$70,000
Investment Management	10%	\$85,000	\$90,000
Operations	10%	\$60,000	\$60,000
Corporate Finance	10%	\$77,500	\$77,500
Business Development/Sales	8%	\$68,500	\$68,500
Human Resources	6%	\$60,000	\$60,000
Consulting	6%	\$101,333	\$105,000
Logistics/Supply Chain	6%	\$69,000	\$69,000
Product/Brand Marketing	5%	\$77,667*	\$78,000*
Investment Banking	5%	\$105,000	\$105,000
Analytics	5%	\$73,000	\$73,000
Digital Marketing	5%	\$63,000	\$63,000
Other	13%	\$66,667	\$65,000
Total	100%	\$77,616	\$74,000

* Function average and median shared for all DMSB, as no salary data was reported within the concentration

MANAGEMENT EMPLOYERS INCLUDE:

Blackrock
Boston Red Sox
Definitive Healthcare
Dell Technologies
Deloitte

Great Hill Consulting Group
HUB Wealth Strategies
IBM
Liberty Mutual
PepGen
PwC

Rue Gilt Groupe
Schneider Electric
TRUELight Energy
Wayfair
Withings

TOP JOB TITLES & SALARIES

BUSINESS DEVELOPMENT/SALES

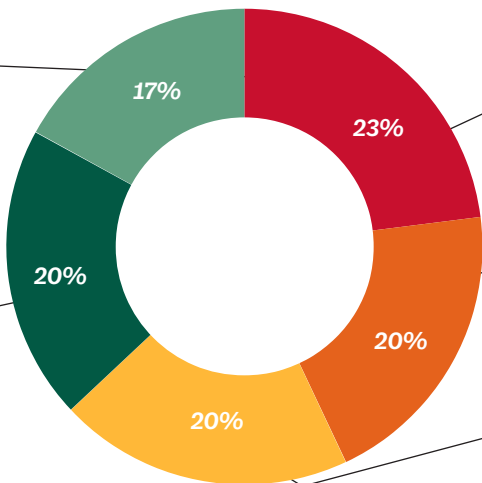
MEDIAN SALARY: \$68,500

- Commercial Strategy Associate
- Sales Development Representative

CORPORATE FINANCE

MEDIAN SALARY: \$77,500

- Analyst Development Program
- Corporate Financial Analyst



PROJECT MANAGEMENT

MEDIAN SALARY: \$70,000

- Product Manager
- Program Planning & Control Analyst
- Project Analyst

INVESTMENT MANAGEMENT

MEDIAN SALARY: \$90,000

- Associate Financial Advisor
- Investor Services Analyst
- Private Wealth Management

OPERATIONS

MEDIAN SALARY: \$60,000

- Administrative Executive
- Field Operations

Healthcare Management Concentration: Class of 2024 Full-Time Employment Outcomes

HEALTHCARE MANAGEMENT CONCENTRATION EMPLOYMENT SUMMARY

# of Concentrators*	# of Reported Employment Information	Average Salary	Median Salary	Average Bonus	Median Bonus
30	20	\$83,857	\$85,000	\$7,143	\$5,000

* Includes 1st, 2nd, and 3rd concentrators

SALARY & EMPLOYMENT BY INDUSTRY

Industry	Percent	Average Salary	Median Salary
Healthcare	30%	\$70,000	\$70,000
Consulting	25%	\$83,000	\$82,500
Biotech/Pharmaceuticals	10%	\$70,000*	\$70,000*
Non-profit	10%	\$60,400*	\$55,000*
Technology	5%	\$90,000	\$90,000
Other	20%	\$95,000	\$95,000
Total	100%	\$83,857	\$85,000

* Industry average and median shared for all DMSB, as no salary data was reported within the concentration

SALARY & EMPLOYMENT BY FUNCTION

Function	Percent	Average Salary	Median Salary
Operations	25%	\$58,600*	\$60,000*
Consulting	20%	\$86,667	\$85,000
Corporate Finance	10%	\$72,000	\$72,000
Logistics/Supply Chain	10%	\$71,350*	\$72,000*
Analytics	10%	\$90,000	\$90,000
Private Equity/Venture Capital	5%	\$95,000	\$95,000
Project Management	5%	\$70,000	\$70,000
Other	15%	**	**
Total	100%	\$83,857	\$85,000

* Function average and median shared for all DMSB, as no salary data was reported within the concentration

**Salary data not reported

HEALTHCARE MANAGEMENT EMPLOYERS INCLUDE:

Analysis Group
BCG
Boston Children's Hospital
Dana Farber Cancer Institute

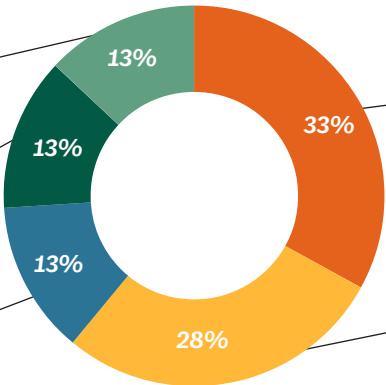
Epic Systems
Hercules Capital
Institute for Clinical and
Economic Review

L.E.K. Consulting
MarketAxess
N1 Health
Organon

Pfizer
Putnam Associates
Ropes & Gray LLP
Spaulding Rehabilitation Hospital

TOP JOB TITLES & SALARY

ANALYTICS MEDIAN SALARY: \$90,000 • Marketing Associate • Operations Analyst
LOGISTICS/SUPPLY CHAIN MEDIAN SALARY: \$72,000* • Procurement Process Excellence • Service Account Manager
CORPORATE FINANCE MEDIAN SALARY: \$72,000 • Analyst • Operations Specialist



OPERATIONS MEDIAN SALARY: \$60,000* • Inpatient Resource Coordinator • Legal Knowledge Management Coordinator • Operations Coordinator

CONSULTING MEDIAN SALARY: \$85,000 • Associate • Associate Consultant

* Median salary shared for all DMSB, as no salary data was reported within the function



Photo by Alyssa Stone/Northeastern University

Marketing Concentration: Class of 2024 Full-Time Employment Outcomes

MARKETING CONCENTRATION EMPLOYMENT SUMMARY

# of Concentrators*	# of Reported Employment Information	Average Salary	Median Salary	Average Bonus	Median Bonus
375**	246	\$73,086	\$73,000	\$5,698	\$5,000

* Includes 1st, 2nd, and 3rd concentrators

** Includes Marketing, Marketing Analytics, Brand Marketing and Marketing for Design/Business concentrators

MARKETING EMPLOYERS INCLUDE:

Amazon
American Express
Beats by Dre
Clarks
Crate and Barrel

DraftKings
Google
Goya Foods
HUGO BOSS
IBM

IPSY
iRobot
L'Oreal
Nordstrom
ServiceNow

TJX
Toast
Visa
Wayfair
Wood Mackenzie

SALARY & EMPLOYMENT BY INDUSTRY

Industry	Percent	Average Salary	Median Salary
Technology	17%	\$77,024	\$80,000
Marketing/Sales/Advertising/Public Relations	9%	\$62,286	\$60,000
Consulting	9%	\$79,800	\$80,000
Consumer Products/Services	8%	\$68,750	\$70,000
Ecommerce	6%	\$74,563	\$80,000
Retail	5%	\$69,000	\$71,500
Food/Beverage/Hospitality/Events	5%	\$69,000	\$73,000
Financial Services	4%	\$74,250	\$63,500
Media/Entertainment/Publishing	4%	\$69,000	\$68,000
Healthcare	4%	\$72,667	\$73,000
Investment Management	4%	\$77,300	\$76,500
Other	24%	\$65,000	\$65,000
Total	100%	\$73,086	\$73,000

Due to rounding, total may not equal 100%



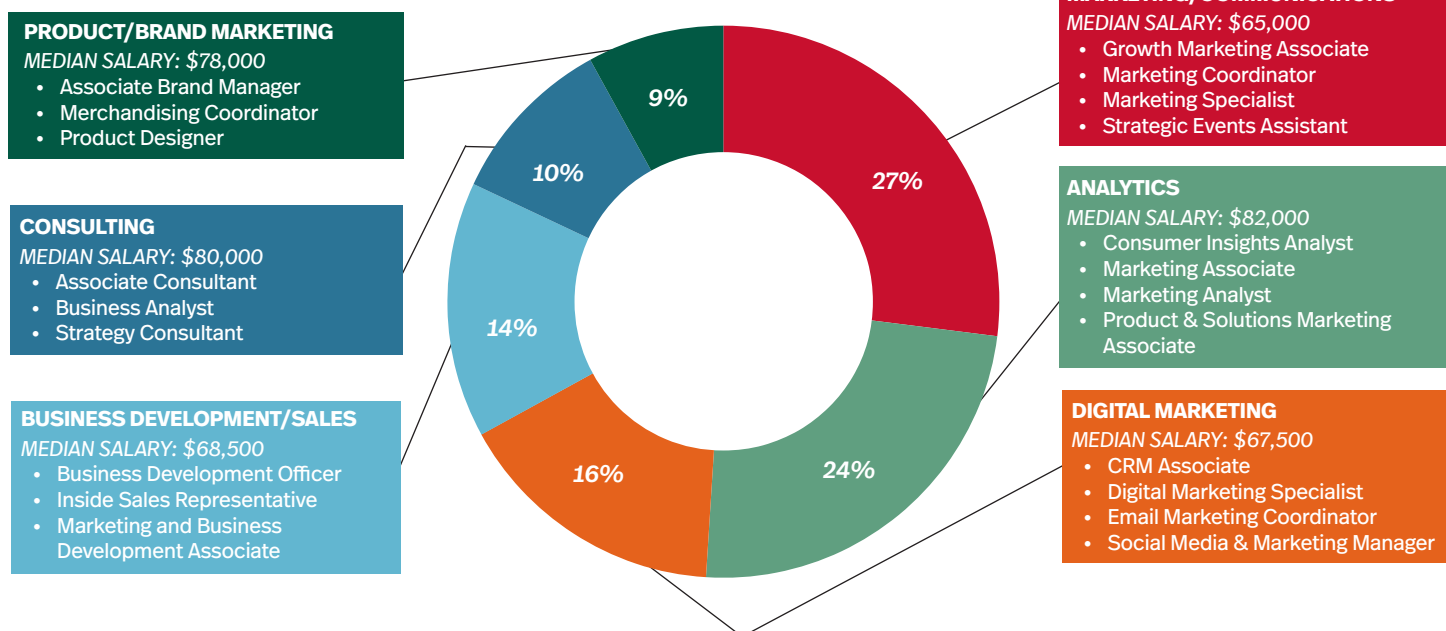
Marketing young alumni career conversation series



Boston alumni and student welcome and networking event

Marketing Concentration: Class of 2024 Full-Time Employment Outcomes

TOP JOB TITLES & SALARIES



SALARY & EMPLOYMENT BY FUNCTION

Function	Percent	Average Salary	Median Salary
Marketing/Communications	19%	\$66,080	\$65,000
Analytics	17%	\$75,800	\$82,000
Digital Marketing	11%	\$67,450	\$67,500
Business Development/Sales	11%	\$69,125	\$68,500
Consulting	7%	\$86,000	\$80,000
Product/Brand Marketing	6%	\$77,667	\$78,000
Project Management	6%	\$67,417	\$68,000
Operations	5%	\$60,000	\$60,000
Logistics/Supply Chain	4%	\$74,400	\$76,000
Investment Management	4%	\$77,500	\$75,000
Other	11%	\$81,885	\$80,000
Total	100%	\$73,086	\$73,000

Due to rounding, total may not equal 100%



2024 Beta Gamma Sigma celebratory breakfast



2024 Beta Gamma Sigma celebratory breakfast

MIS Concentration: Class of 2024 Full-Time Employment Outcomes

MIS CONCENTRATION EMPLOYMENT SUMMARY

# of Concentrators*	# of Reported Employment Information	Average Salary	Median Salary	Average Bonus	Median Bonus
25	21	\$92,733	\$90,000	\$7,600	\$7,500

* Includes 1st, 2nd, and 3rd concentrators

SALARY & EMPLOYMENT BY INDUSTRY

Industry	Percent	Average Salary	Median Salary
Consulting	24%	\$88,000	\$88,000
Investment Banking	24%	\$97,000	\$100,000
Investment Management	14%	\$98,750	\$98,750
Accounting	10%	\$79,883*	\$78,000*
Ecommerce	5%	\$82,500	\$82,500
Technology	5%	\$130,000	\$130,000
Other	19%	\$80,000	\$72,500
Total	100%	\$87,620	\$86,500

* Industry average and median shared for all DMSB, as no salary data was reported within the concentration

Due to rounding, total may not equal 100%

SALARY & EMPLOYMENT BY FUNCTION

Function	Percent	Average Salary	Median Salary
Analytics	29%	\$82,500	\$81,250
Investment Banking	19%	\$101,250	\$102,500
Consulting	19%	\$83,667	\$84,000
Corporate Finance	10%	\$70,000	\$70,000
Private Equity/Venture Capital	5%	\$115,000	\$115,000
Investment Management	5%	\$90,000	\$90,000
Other	14%	\$130,000	\$130,000
Total	100%	\$92,733	\$90,000

Due to rounding, total may not equal 100%

MIS EMPLOYERS INCLUDE:

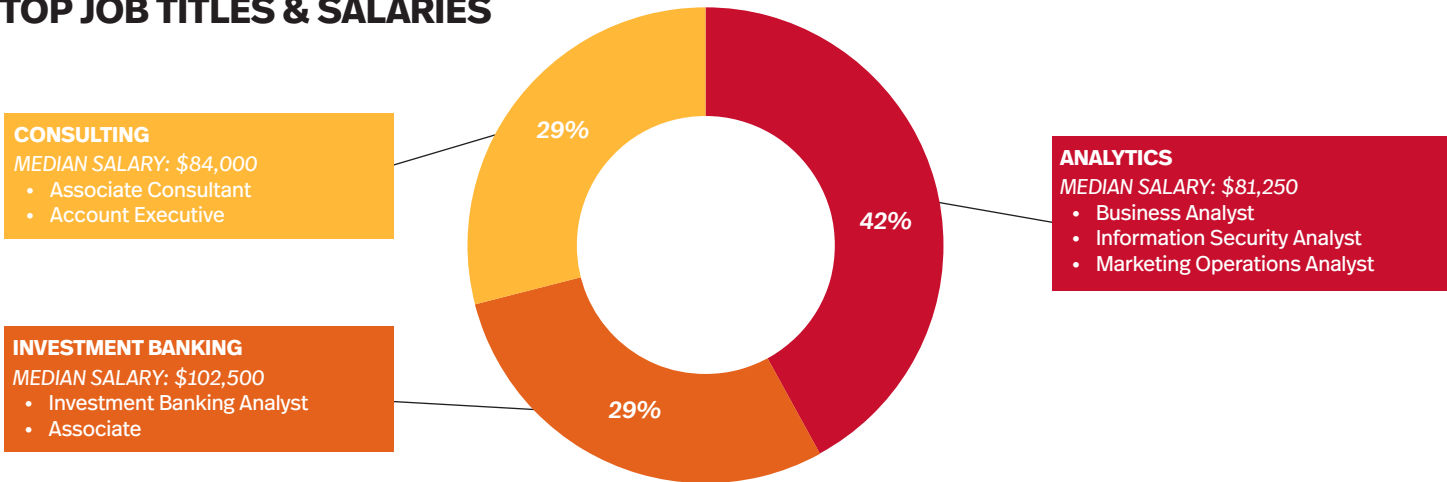
BCG
BlackRock
Deloitte
EY

Franklin Templeton
IBM
Meketa Investment Group
Microsoft

MTX Group
Nexa Equity
Provident Healthcare Partners

Scotiabank
Wayfair
Wells Fargo

TOP JOB TITLES & SALARIES



MIS young alumni career conversation series



Photo by Matthew Modoono/Northeastern University

Business Analytics Concentration: Class of 2024 Full-Time Employment Outcomes

BUSINESS ANALYTICS CONCENTRATION EMPLOYMENT SUMMARY

# of Concentrators*	# of Reported Employment Information	Average Salary	Median Salary	Average Bonus	Median Bonus
47**	29	\$78,022	\$78,500	\$6,168	\$5,000

* Includes 1st, 2nd, and 3rd concentrators

** Includes Business Analytics concentration and minor

SALARY & EMPLOYMENT BY INDUSTRY

Industry	Percent	Average Salary	Median Salary
Accounting	17%	\$83,000	\$82,500
Consulting	10%	\$80,000	\$80,000
Private Equity/Venture Capital	10%	\$81,250	\$81,250
Investment Management	10%	\$88,667	\$90,000
Ecommerce	10%	\$70,500	\$65,000
Industrial Products & Services	7%	\$65,000	\$65,000
Government/Defense	3%	\$63,400	\$63,400
Consumer Products/Services	3%	\$86,000	\$86,000
Marketing/Sales/Advertising/Public Relations	3%	\$73,000	\$73,000
Technology	3%	\$65,000	\$65,000
Other	21%	**	**
Total	100%	\$78,022	\$78,500

**Salary data not reported

Due to rounding, total may not equal 100%

SALARY & EMPLOYMENT BY FUNCTION

Function	Percent	Average Salary	Median Salary
Analytics	28%	\$79,417	\$76,500
Corporate Finance	17%	\$76,250	\$76,250
Investment Management	10%	\$82,833	\$90,000
Advisory	7%	\$90,000	\$90,000
Consulting	7%	\$87,120*	\$85,000*
Tax	7%	\$79,750	\$79,750
Corporate Accounting	3%	\$65,000	\$65,000
Audit/Assurance	3%	\$85,000	\$85,000
Logistics/Supply Chain	3%	\$64,000	\$64,000
Project Management	3%	\$63,400	\$63,400
Other	10%	**	**
Total	100%	\$78,022	\$78,500

* Function average and median shared for all DMSB, as no salary data was reported within the concentration

**Salary data not reported

Due to rounding, total may not equal 100%

BUSINESS ANALYTICS EMPLOYERS INCLUDE:

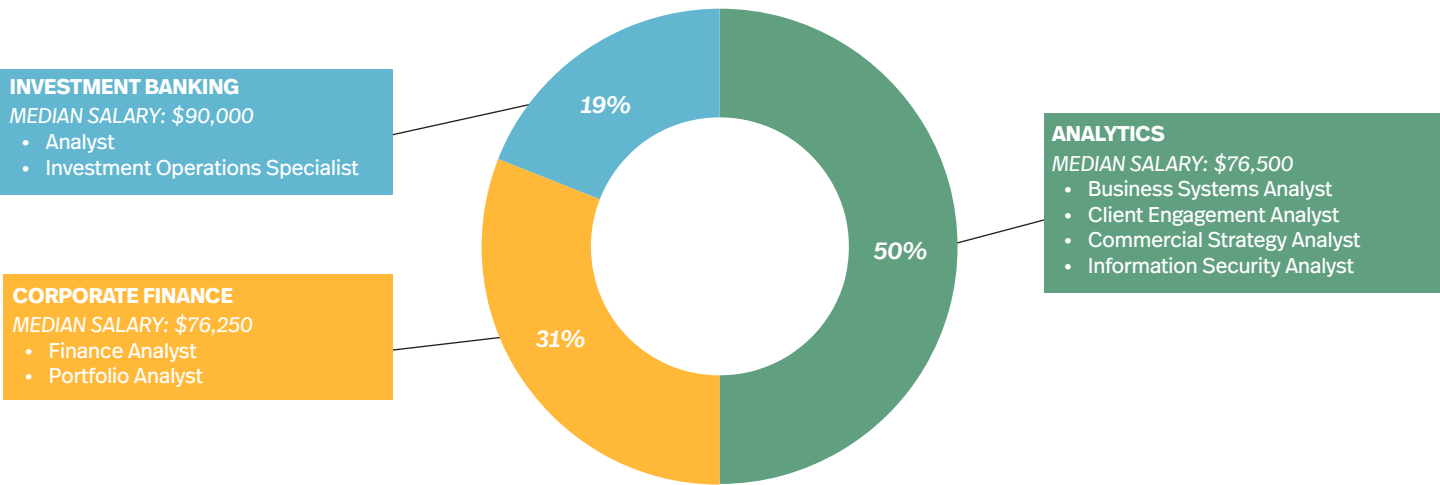
Audax Group
Bain Capital
Bank of America Merrill Lynch
BlackRock
Capital One

Deloitte
Estée Lauder Company
EY
Federated Hermes
FMI Consulting

HarbourVest Partners
IQVIA
KPMG
Merge
MIT Lincoln Laboratory

NYSE
PwC
Quantedge
RSM
Wayfair

TOP JOB TITLES & SALARIES



SUPPLY CHAIN CONCENTRATION EMPLOYMENT SUMMARY

# of Concentrators*	# of Reported Employment Information	Average Salary	Median Salary	Average Bonus	Median Bonus
60	37	\$80,885	\$75,000	\$5,714	\$5,000

* Includes 1st, 2nd, and 3rd concentrators

SALARY & EMPLOYMENT BY INDUSTRY

Industry	Percent	Average Salary	Median Salary
Biotech/Pharmaceuticals	11%	\$70,000*	\$70,000*
Healthcare	8%	\$72,000*	\$71,500*
Food/Beverage/Hospitality/Events	8%	\$67,857*	\$73,000*
Industrial Products & Services	8%	\$107,500	\$107,500
Law	5%	\$75,000*	\$75,000*
Retail	5%	\$72,000*	\$78,000*
Consumer Products/Services	5%	\$60,000	\$60,000
Investment Banking	5%	\$90,000	\$90,000
Financial Services	5%	\$75,000	\$75,000
Accounting	5%	\$77,000	\$77,000
Technology	5%	\$76,000	\$76,000
Logistics/Transportation/Supply Chain	3%	**	**
Other	24%	\$73,700	\$75,000
Total	100%	\$80,885	\$75,000

* Industry average and median shared for all DMSB, as no salary data was reported within the concentration
**Salary data not reported
Due to rounding, total may not equal 100%

SALARY & EMPLOYMENT BY FUNCTION

Function	Percent	Average Salary	Median Salary
Logistics/Supply Chain	49%	\$70,700	\$70,000
Investment Management	8%	\$90,000	\$90,000
Corporate Finance	8%	\$78,000	\$78,000
Corporate Accounting	5%	\$75,000	\$75,000
Business Development/Sales	5%	\$68,846*	\$67,000*
Other	24%	\$95,667	\$77,000
Total	100%	\$80,885	\$75,000

* Function average and median shared for all DMSB, as no salary data was reported within the concentration
Due to rounding, total may not equal 100%

SUPPLY CHAIN EMPLOYERS INCLUDE:

- Amylam Pharmaceutical

BCG

Boston Children’s Hospital

DailyPay
- Edelman Financial Engines

Entegris

Fresh Del Monte

Insulet Corporation
- Invenergy

PUMA

Tasty Brands

The Disney Company
- Vertex Pharmaceuticals

Volkswagen Chattanooga

Wayfair

WHOOOP

TOP JOB TITLES & SALARIES

